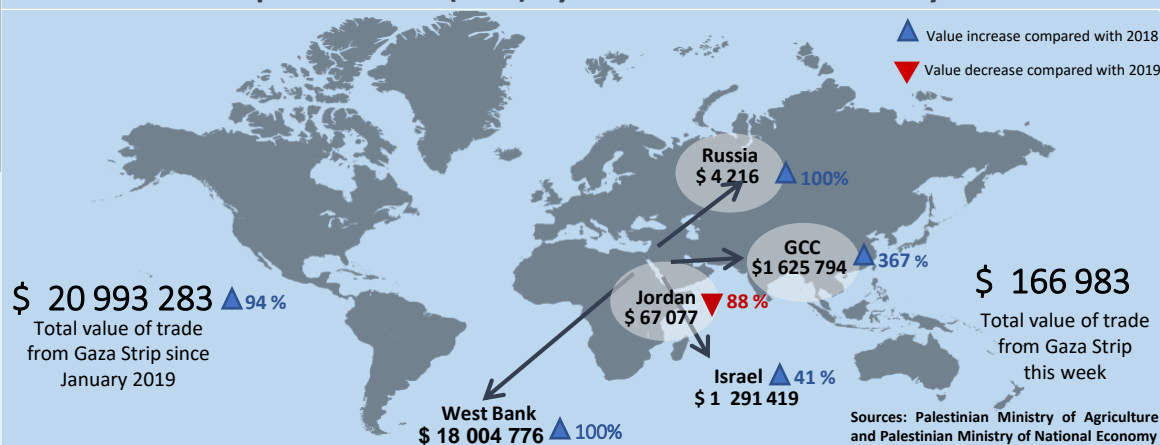


Total exported value (USD) by destination since January 2019



Weekly Agricultural Trade

Trade to West Bank

Crop	Tons
Tomato	297.9
Cucumber	54.2
Sweet Potato	60.0
Eggplant	34.7
Chili	13.3
Sweet Pepper	20.7
Cabbage	4.2
Cauliflower	2.4
Zucchini	11.1
Total	498.5

Exports to GCC

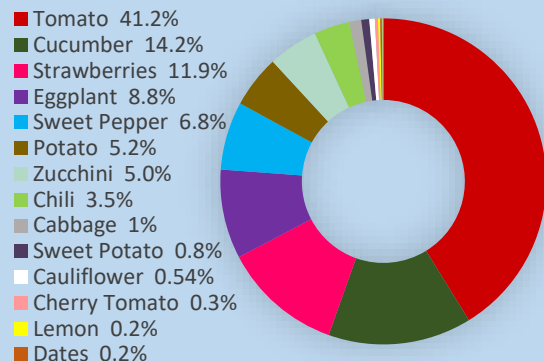
Crop	Tons
Sweet Potato	3.0
Tomato	20.0
Cucumber	13.1
Potato	48.0
Total	84.1

Gaza Strip

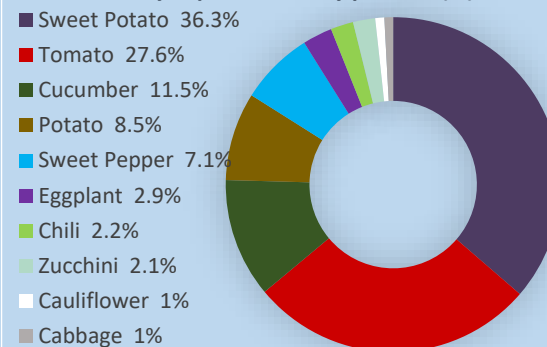
Agricultural Trade

30th June to 4th July 2019

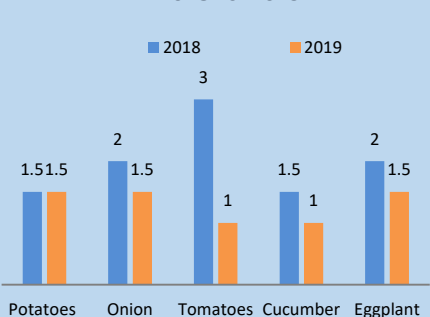
Total exports value by product since January 2019 (%)



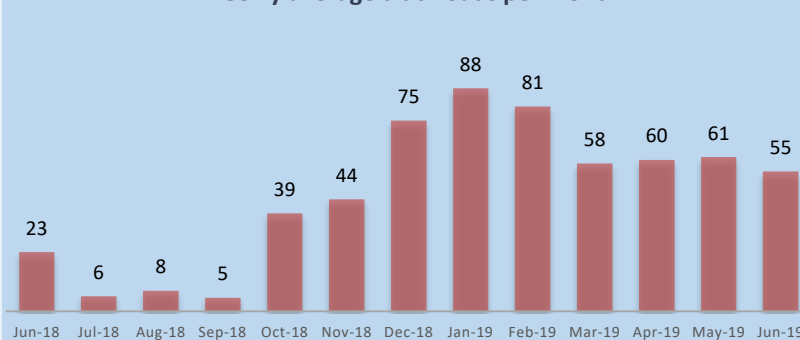
Weekly exports value by product (%)



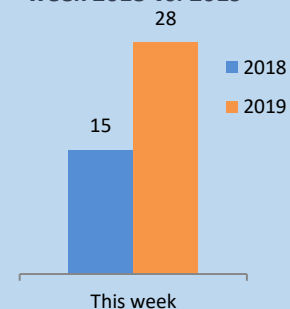
Main crops prices (NIS/KG) this week 2018 vs. 2019



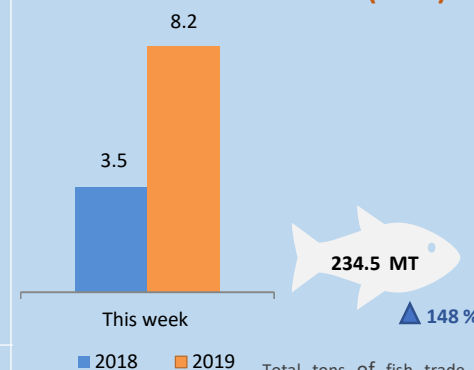
Weekly average truckloads per month



Truckloads exiting Gaza this week 2018 vs. 2019



Fish trade to West Bank (Tons)



Gaza Strip Agricultural Trade leverages capacity built under the project *Reform and Development of Markets, Value Chains and Producers' Organizations*, supported by Denmark, the Netherlands, EU, Switzerland & Spain. The content of the trade bulletin is the sole responsibility of FAO and does not necessarily reflect the position of the resource partners.

Total tons of fish trade from Gaza Strip since January 2019 compared with the same period of 2018.